

# Microwave

## Sensor 10366

Perfect detection thanks to digital technology.

360° detection area.

Adjustable time delay, lux settings.

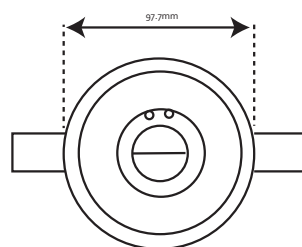
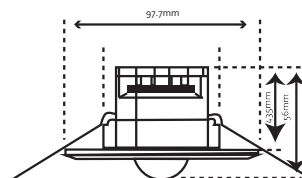
Easy mounting on the surface.









IP Rating: IP20



Used in building entrances, stairways, in long halls within flats, in parking garages, hotels, schools, hospitals and restrooms.

- ▶ Operating Voltage: ~230VAC / 50-60Hz
- ▶ Detection Angle: 360°
- ▶ Mounting Height: 1.5m - 3.5m (Adjustable Radius)
- ▶ Detection Range: 2-10m (Adjustable Radius)
- ▶ Time Settings: 10 sec ± 3 sec. / 30 min. ± 5 min  
2000W incandescent  
800W fluorescent  
6x Max. 58W LED Load  
C ≤ 132µF
- ▶ Lux Adjustment: 10 - 500 lux
- ▶ Protection Class: IP20 / Class II
- ▶ Opr. Temperature: -20°C ~ + 40°C
- ▶ Power Consumption: 0.9W
- ▶ HF Frequency: 5.8GHz, ISM Band



Operating voltage	Lighting load	Detection angle	Installation height	Time adjustment	Lux adjustment	Operating temperature	Protection class
 230 VAC / 50-60 Hz	 2000W / 800W	 Max 10 m →	 1.5 - 3.5 m	 10 sec - 30 min	 10 - 500 lux	 -20 °C ~ +40 °C	 Class II