

starline[®]

Basic Profiles with Extension



Starline®, PVC, non-flame propagating

Material	Mechan.	UV stabil.	Temp.
PVC-U	> 1250 N	β	-25°C/+60°C

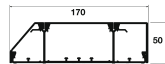
Starline®, external angle internal angle flat angle cover joint



skirting trunking

50x170mm	art	SLS 50/170
	ps	3m
	pl	180m

measurements

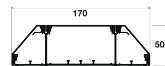


		upward	downward	
SAE 50/170	SIE 50/170	SFWU 50/170	SFWD 50/170	SK 50/170
1	1	1	1	10
20	20	10	10	200



chamfered dado trunking

50x170mm	art	SLC 50/170
	ps	3m
	pl	180m



CAE 50/170	CIE 50/170	CFW 50/170	CK 50/170
1	1	1	10
20	20	10	200



square dado trunking

50x170mm	art	SLQ 50/170
	ps	3m
	pl	180m



QAE 50/170	QIE 50/170	QFW 50/170	QK 50/170
1	1	1	10
20	20	9	200

Colour: white (RAL 9010)

In accordance with : EN50085, BS4678 Part 4

Standard length : available in 3m standard length

	flat tee		stop end		adaptor	cable retainer	
	upward	downward	left	right		chamfered	square
	SFTU 50/170	SFTD 50/170	SEL 50/170	SER 50/170	AC 50/170	CH 50/170	QH 50/170
	1	1	10	10	1	20	20
	5	5	150	150	200	1000	800

	CFT 50/170	CE 50/170	AC 50/170	abgeschrägt chamfered CH 50/170
	1	10	1	20
	5	150	200	1000

	QFT 50/170	QE 50/170	AS 50/170	square QH 50/170
	1	10	1	20
	5	200	200	800

Starline® - Extension, PVC, non-flame propagating

Material	Mechan.	UV stabil.	Temp.
PVC-U	> 1250 N	b	-25°C/+60°C

Starline®,

external angle

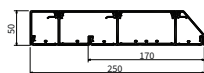
internal angle



skirting trunking

measurements

50x250 mm	art	SLS 50/250
	ps	3 m
	pl	380m



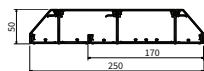
SAE 50/250	SIE 50/250
1	1
20	20

SIE 50/250	
1	
20	



chamfered dado trunking

50x250 mm	art	SLC 50/250
	ps	3 m
	pl	380m



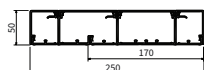
CAE 50/250	CIE 50/250
1	1
20	20

CIE 50/250	
1	
20	



square dado trunking

50x250 mm	art	SLQ 50/250
	ps	3 m
	pl	380m



QAE 50/250	QIE 50/250
1	1
20	20


QIE 50/250	
1	
20	

Cable Trunkings and Accessories

Colour: white (RAL 9010)

In accordance with : EN50085, BS4678 Part 4

Standard length : available in 3m standard length

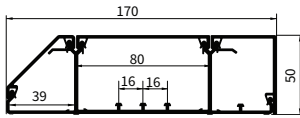
	flat angle		cover joint	stop end	
					
	upward	downward		left	right
	SFWU 50/250	SFWD 50/250	SK 50/250	SEL 50/250	SER 50/250
	1	1	5	5	5
	5	5	100	80	80
					
	CFW 50/250		CK 50/250	CE 50/250	
	1		5	5	
	5		100	80	
					
	QFW 50/250		QK 50/250	QE 50/250	
	1		5	5	
	5		100	100	

Cable Trunkings and Accessories

Starline® Accessories

trunking divider; white (RAL 9010)

cable retainer for the centre compartment;
white (RAL 9010)



measurements



in 3m standard length

	dim	Starline® Starline®		
50x170mm	art		MTW 50	SH 50/170
	ps		30m	20
	pl		4500m	800
	ref	all types	019 717	036 063

Application of the Extension

The new extension profile® Starline 250 provides a simple and effective way to enhance the capacity of our trunking systems, either for existing or completely new Starline® installations. Simply by snap-on mounting you can create an additional compartment with a width of 80mm – suitable for all standard outlets.®



outlet boxes for DIN switches and sockets;
white (RAL9010), for clip-on mounting,
with four lugs for mounting of devices with
self-tapping screws 2.9x13mm,
with knock-out bottom and cable entries

outlet boxes for switches and sockets acc. to British Standard BS 4662 ;
white (RAL9010), for clip-on mounting,
lugs with brass inserts M3.5mm, with knock-out cable entries



single gang	single gang	twin gang
80x85x40mm	80x85x28mm	140x85x28mm
SLB-D	SLB 1	SLB 2
-	-	-
20	20	20